



GENESIS POLYCARBONATE ENCLOSURE

Features and Benefits

- Integra's larger size, polycarbonate enclosure offering
- Light gray in color with high gloss finish
- Featuring Integra's unique "Multi-Max Rail Mounting System" (an extremely flexible interior mounting system)
- Sturdy, full length piano hinged door
- Extra rigid construction utilizing unique internal Multi-Max frame
- Brass inserts on rear wall of enclosure and on lid for more mounting options
- Brass inserts for securing mounting flanges to rear of enclosure
- Available in four non-metallic latch or three point latch configurations
- UL/C-UL-50 listed (File # E207562)

The Integra Genesis series represents the beginning of best medium sized non metallic enclosures available. The unmatched flexibility of the interior of this enclosure combined with off the shelf accessories make the first of the Genesis series enclosures ideal for almost any application.



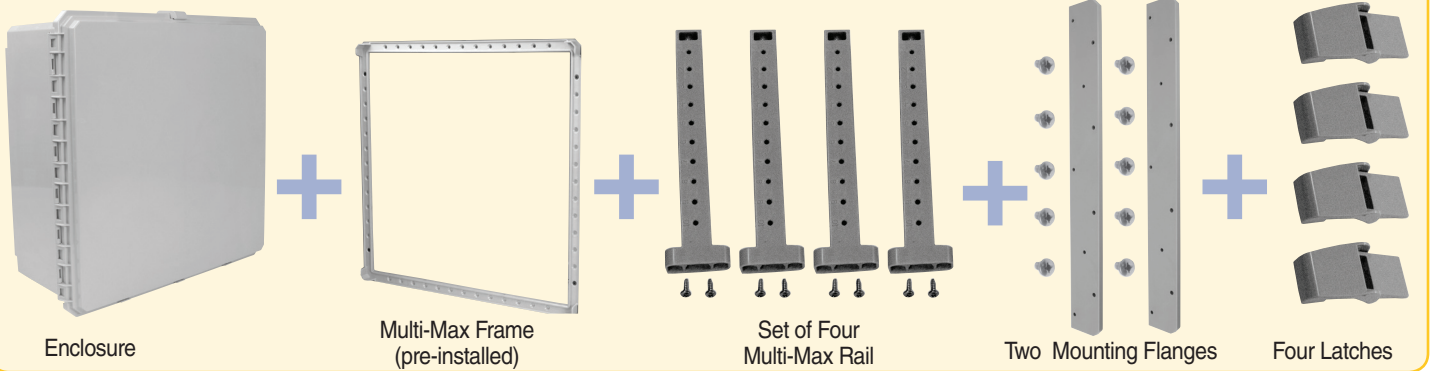
Atex pending, contact factory for details

24 x 24 P/N	4X IP66	6P IP68	Hinged Cover	Opaque Cover	Clear Cover	Mounting Flange	Non-Metallic Locking Latch	Multi-Max Rail System	3-Point Latch	1/4 Turn Latch
G242410	✓	✓	✓	✓		✓	✓	✓		
G242410C	✓	✓	✓		✓	✓	✓	✓		
G242410TPL	✓		✓	✓		✓		✓	✓	
G242410CTPL	✓		✓		✓	✓		✓	✓	
G242410QTL	✓		✓	✓		✓		✓		✓
G242410CQTL	✓		✓		✓	✓		✓		✓
G242410-E	✓	✓	✓	✓		✓	✓			
G242410C-E	✓	✓	✓		✓	✓	✓			

Part numbers containing -E exclude Multi-Max Frame and Multi-Max Rail System®

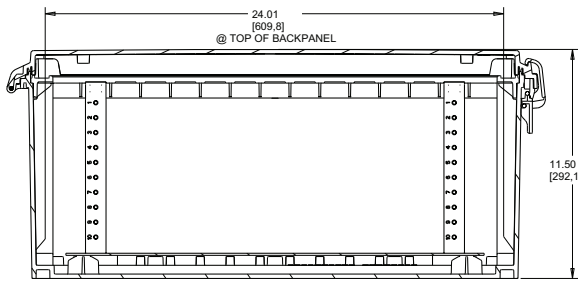
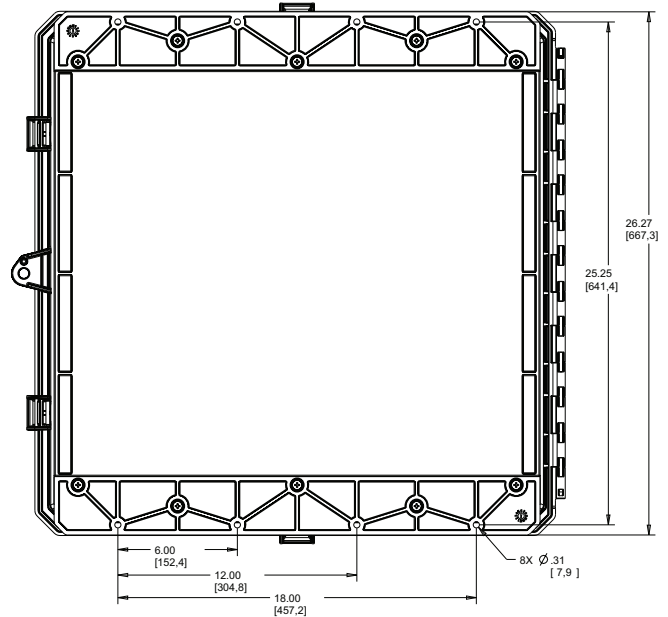
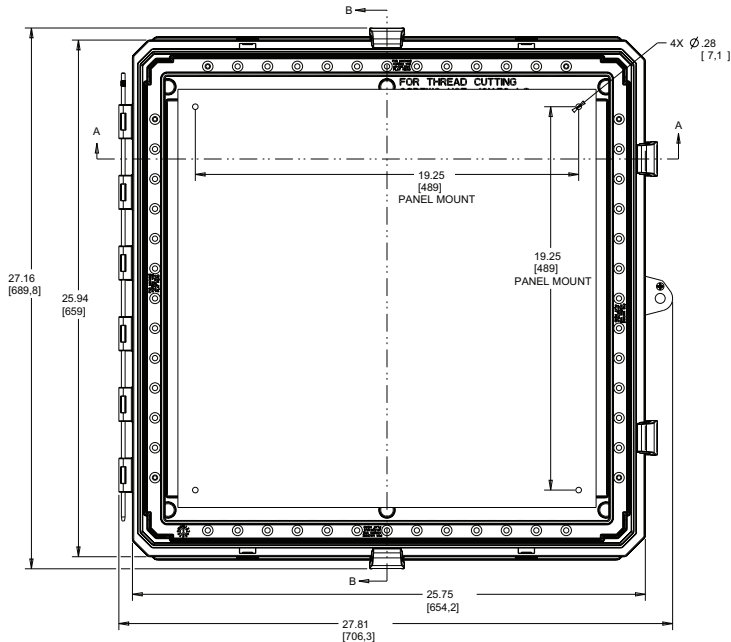
G242410 includes the following

Enclosure, Multi-Max Frame, Set of Four Multi-Max Rails (with Screws), Two Mounting Flanges (with Screws), and Four Latches

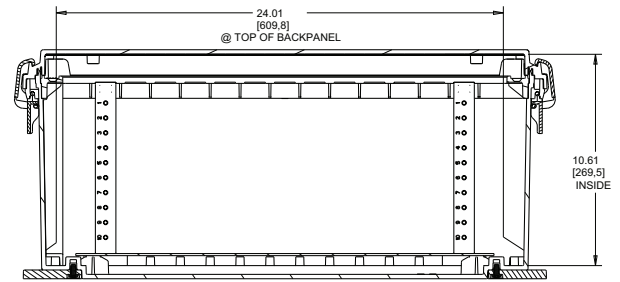




24X24X10 GENESIS LINE



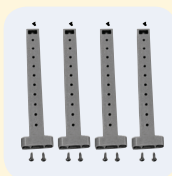
SECTION A-A




SECTION B-B

Register online to download this drawing off the Integra website at www.integraenclosures.com | Your company's logo or other information on the lid. Consult factory for details.


Accessories for 24x24x10 Genesis (For complete accessories, see page 52 & 55)




Multi-Max Rails
KIT-GMMR10 - Four multi-max rails with screws included




Panel Pads
KIT-GPP - Includes four panel pads and screws



Pole Mounting Kits
PMKG-224 - 2" pole
PMKG-324 - 3" pole
PMKG-424 - 4" pole
PMKG-1224 - 12" pole




Polycarbonate Latches
KIT-GPCL-4PK
Non-Metallic latches (package of 4 latches)




Self-Tapping Screws
GSP-10 - Self-tapping screws for bosses (10 per pack)



Swing Out Panel System
ABP2424 GSOPK - Aluminum swing panel includes ABP24 and GSOPK24
SBP2424 GSOPK - Steel swing panel includes SBP24 and GSOPK24
GSOPK24 - 24" hinge, panel pads and screws (panel not included)



Back and Swing Panels
ABP2424 - Aluminum panel
SBP2424 - Steel panel
PVCBP2424 - PVC panel



Fan Shroud Kits
FSK-1 - One shroud with gasket and screws
FSK-2 - Two shrouds with gasket and screws



Multi-Max Frame
GSR2424 - Multi-Max frame support ring